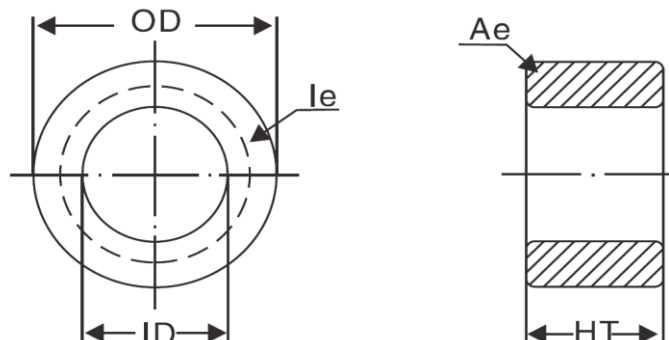


## SPECIFICATION FOR APPROVAL

### 1. Material

|                            |                             |
|----------------------------|-----------------------------|
| Production:                | MPP Cores                   |
| KDM.P/N:                   | KM200-026A                  |
| AL:                        | 32(nH/N <sup>2</sup> ) ± 8% |
| Material:                  | 26 μ                        |
| Coating Color:             | Gray                        |
| Coating material:          | epoxy                       |
| Coating Breakdown Voltage: | 1000V, 0.5mA, 2Sec          |



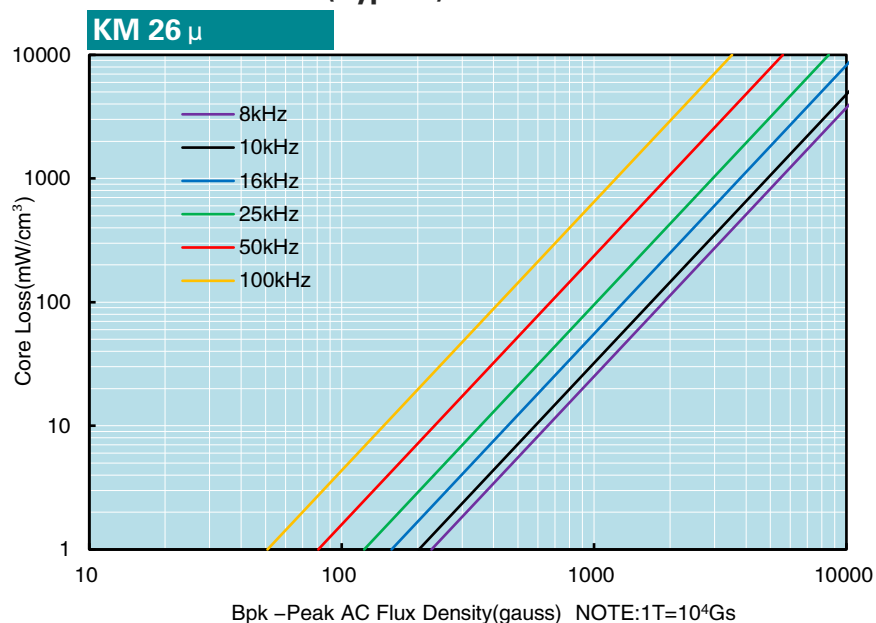
### 2. Physical Characteristics

| Before Coating |                |                | After Coating |             |             | Le(cm) | Ae(cm <sup>2</sup> ) | V(cm <sup>3</sup> ) | W(cm <sup>2</sup> ) | Weight (g) (ref.) | Box Quantity (Pieces) |
|----------------|----------------|----------------|---------------|-------------|-------------|--------|----------------------|---------------------|---------------------|-------------------|-----------------------|
| OD(Max.) in/mm | ID(Min.) in/mm | Ht(Max.) in/mm | OD(Max.) mm   | ID(Min.) mm | Ht(Max.) mm |        |                      |                     |                     |                   |                       |
| 2.000<br>50.80 | 1.252<br>31.80 | 0.531<br>13.50 | 51.69         | 30.94       | 14.35       | 12.730 | 1.251                | 15.930              | 7.515               | 124.1             | 128                   |

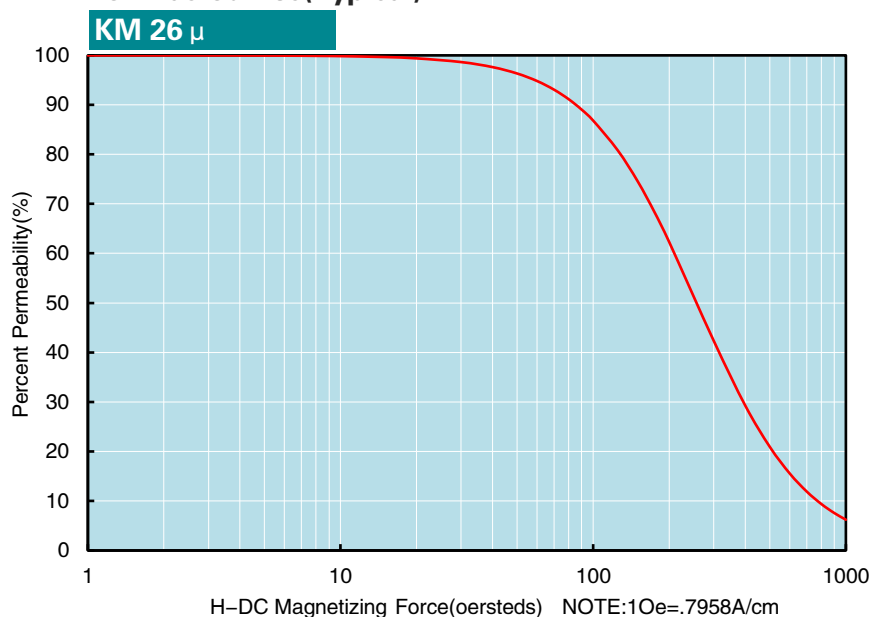
### 3. Electrical Parameters(Typical) Temperature(25°C ± 2°C)

| Test Item  | Test Condition   | Value(Typical)               | Test Instrument |
|------------|--|------------------------------|-----------------|
| Inductance | φ 1.2mm/68Ts, 20kHz/1V, I=0A<br>(Evenly full windings)(均匀绕满)           | 148 μ H ± 8%                 | CH3302          |
| DC-Bias    | φ 1.2mm/68Ts, 20kHz/1V, I=30A(H=200Oe)<br>(Evenly full windings)(均匀绕满) | 85.8 μ H(Min.)               | WK3255B+WK3265B |
|            | φ 1.2mm/68Ts, 20kHz/1V, I=45A(H=300Oe)<br>(Evenly full windings)(均匀绕满) | 59.9 μ H(Min.)               |                 |
| Core Loss  | 50kHz/1000Gs   | 480mW/cm <sup>3</sup> (Max.) | SY-8219         |
| Remarks    | Set the internal resistance of LCR meter to 100 Ω .(电感测试仪内阻设置100 Ω )   |                              |                 |

Core Loss Curves(Typical)



DC-Bias Curves(Typical)



KDM确认栏  
KDM  
Signature

**科达磁电  
技术部**

客户确认栏  
Customer  
Signature

请在5个工作日内回签承认书，否则此承认书将作为后续订单的OQC标准。若有疑问，请及时联系我司RD部门。  
Please sign back after approval within 5 working days, otherwise this approval sheet would be taken as OQC standard for subsequent orders. If you have any questions, please contact RD department in time.